

## **Appendix 1**

### **Overview of the market in costs and trends.**

The total number of placements per month for residential and nursing care beds across Herefordshire remains fairly static despite a slight drop in 2023, yet the prices of these spot purchased beds has increased significantly over the past 4 years.

Table 1 below highlights the following;

- There are 472 residents in Residential care
- There are 290 Nursing beds

People entering and ceasing placements over 12 months period 2022-23

#### **Residential care homes**

- 40 people going into residential care over the year
- Average 3.5 new people going into residential care
- 68 people exited residential care over the year, which on average equates to 5.6 placements ceased per month

#### **Nursing care homes**

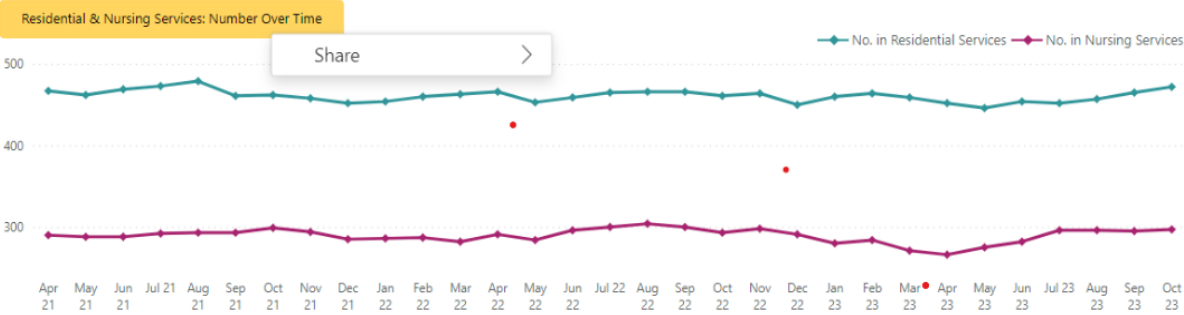
- 24 people entered nursing care
- Average 2 new people per month
- 48 people exited nursing care over the year, which on average equates to 4 ceased placements per month

It tells us that more people cease placements than enter into it.

The Council will be looking to purchase 15 beds across residential beds and 15 nursing beds.

Whilst Council commissioners can accurately forecast the levels of care home beds required based on this data, it cannot control the existing costs due to spot purchase rates. By block purchasing beds the Council can drive through changes in order to have a sustainable capacity and fee rate.

Understanding Herefordshire People and places **RESIDENTIAL & NURSING COMMISSIONING DASHBOARD**  
TRENDS IN PLACEMENTS



Residential Services

Month	No.	No. Starts	No. Ceases
October 23	472	4	6
September 23	465	3	2
August 23	457	3	2
July 23	452	1	7
June 23	454	4	4
May 23	446	4	12
April 23	452	5	7
March 23	459	4	7
February 23	464	3	8

Nursing Services

Month	No.	No. Starts	No. Ceases
October 23	297	2	2
September 23	295	2	2
August 23	296	5	5
July 23	296	3	1
June 23	282	2	3
May 23	275	4	3
April 23	266	2	6
March 23	271	2	8
February 23	284	2	2

Understanding Herefordshire People and places **RESIDENTIAL & NURSING COMMISSIONING DASHBOARD**  
CURRENT SERVICE USERS - PRIMARY SUPPORT REASON

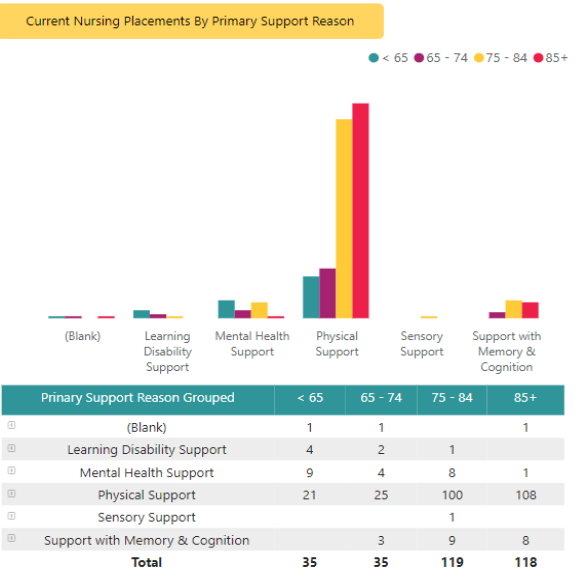
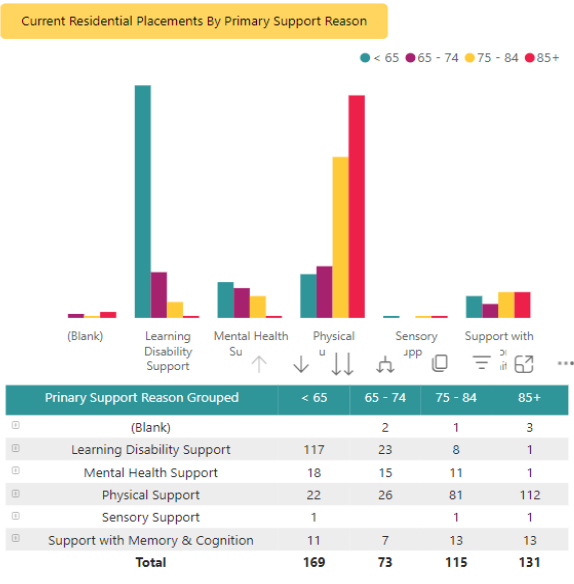


Table 2 above shows the primary group of clients based in residential and nursing care under the age of 65 is that of people with a diagnosis of a learning disability. The largest number of people being placed in care homes is with the over 75 years + group.

The diagram below highlights the residents by gender in the care home settings.

